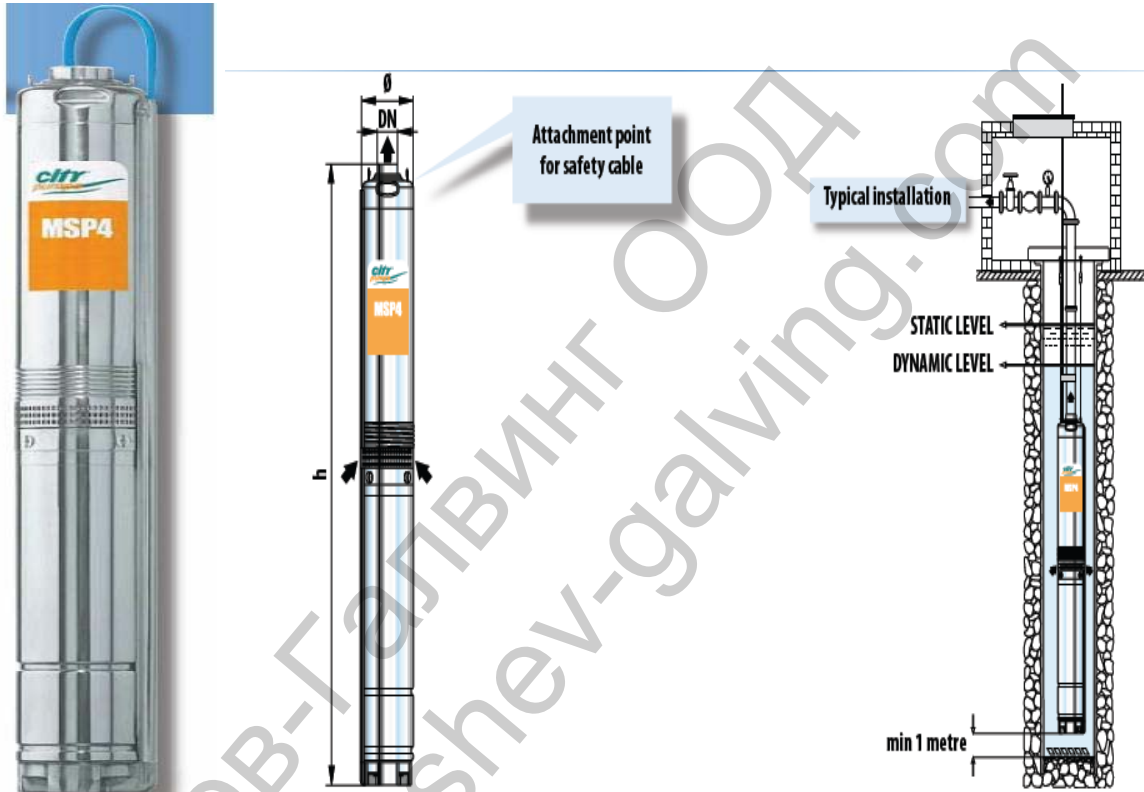


## ТЕХНИЧЕСКИ ХАРЕКТЕРИСТИКИ



### MSP 4

Дебит до  
150 l/min  
(9 m<sup>3</sup>/h)  
Напор до  
135 m

Препоръчват се за изпомпване на чисти води, със съдържание на пясък до 150 g/m<sup>3</sup>. Благодарение на тяхната висока ефективност и надеждност, се препоръчват за домашна/не индустриална употреба – захранване с вода, като част от комплект с регулатор на налягането, или за напояване.

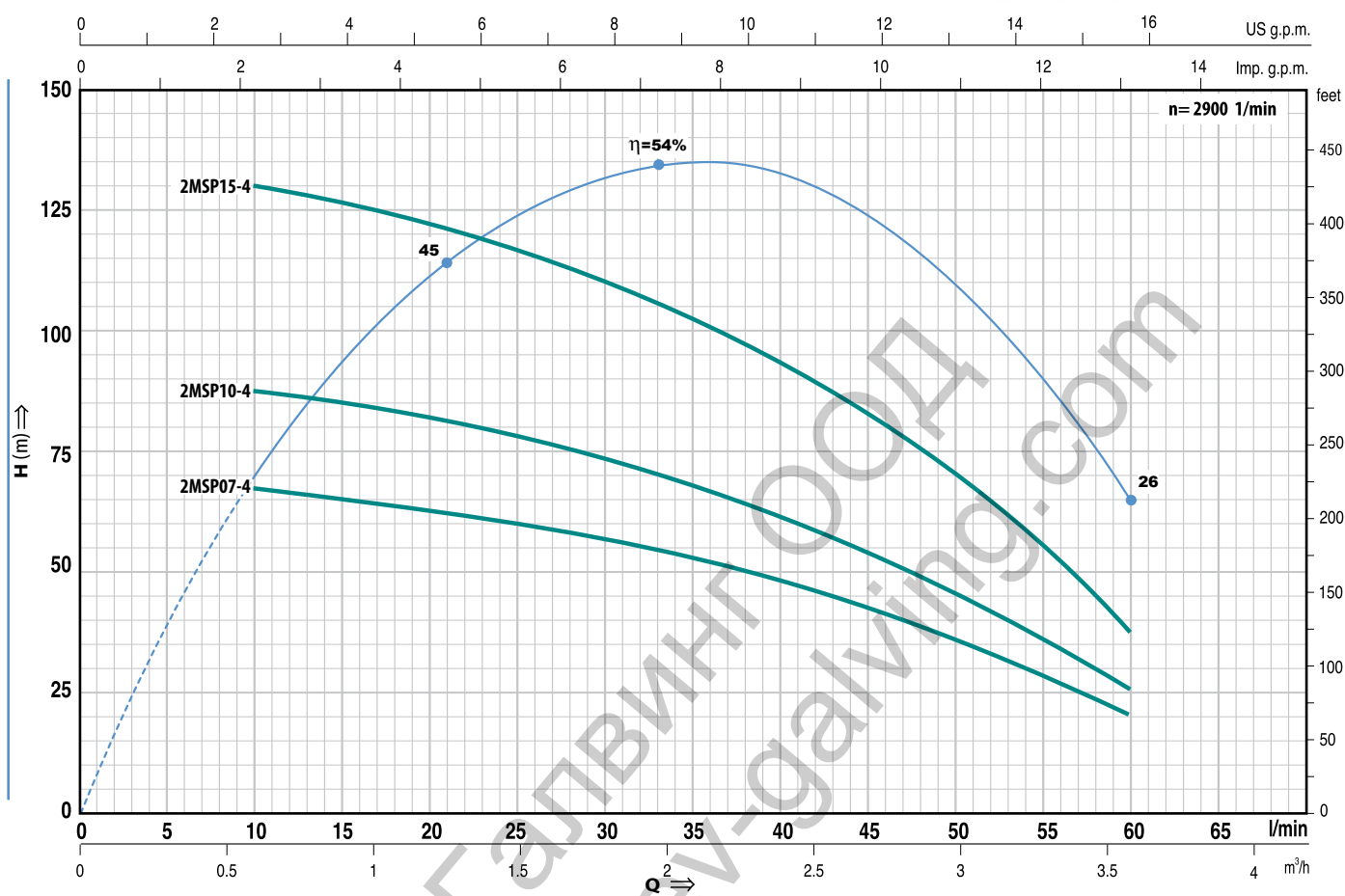
### Техническа характеристика:

- температура на течността до + 30°

**Виж на стр.2 размери и тегла за различните модели**

# 2MSP 4

4" monoblock submerged pumps



$Q$  = Flow rate  $H$  = Total manometric head

Tolerance of the performance curves according to EN ISO 9906 App. A.

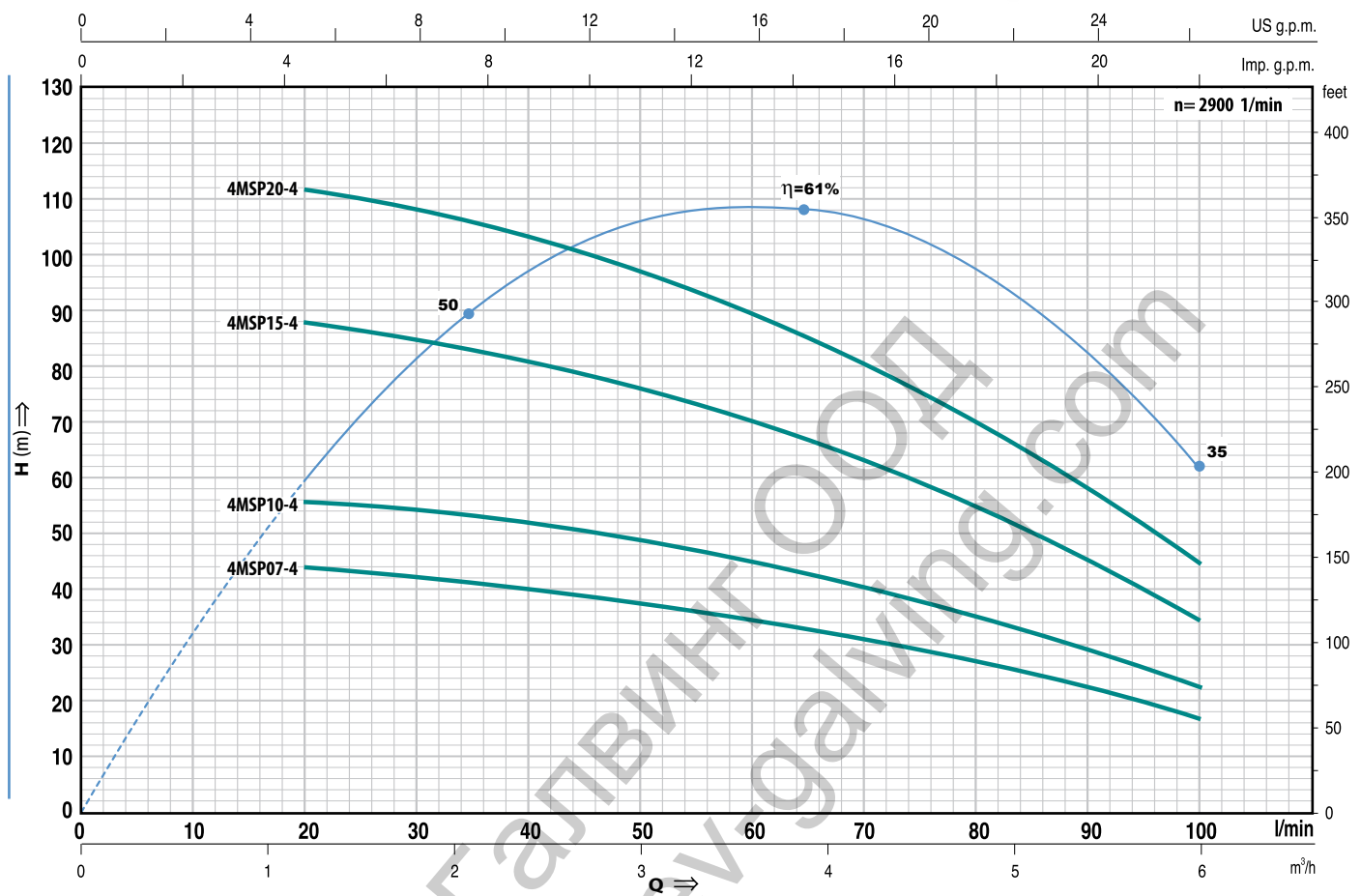
TYPE		POWER		m <sup>3</sup> /h l/min	0	0.6	1.2	1.8	2.4	3.0	3.6
Single-phase	Three-phase	kW	HP		0	10	20	30	40	50	60
2MSP07-4M	2MSP07-4	0.55	0.75	H metres	70	68	63	57	48	36	20
2MSP10-4M	2MSP10-4	0.75	1		90	88	82	74	62	46	26
2MSP15-4M	2MSP15-4	1.1	1.5		135	130	122	111	93	71	39

## DIMENSIONS AND WEIGHT

TYPE		PORTS DN	N° stages	DIMENSIONS mm		kg	
Single-phase	Three-phase			$\emptyset$	h	1~	3~
2MSP07-4M	2MSP07-4	1 1/4"	10	99.5	693/668	10.2	9.0
2MSP10-4M	2MSP10-4		13		774/749	11.7	10.6
2MSP15-4M	2MSP15-4		20		987/927	14.9	12.5

# 4MSP 4

4" monoblock submerged pumps



Q = Flow rate H = Total manometric head

Tolerance of the performance curves according to EN ISO 9906 App. A.

TYPE		POWER		m <sup>3</sup> /h l/min	0	1.2	1.8	2.4	3.0	3.6	4.2	4.8	5.4	6.0
Single-phase	Three-phase	kW	HP		0	20	30	40	50	60	70	80	90	100
4MSP07-4M	4MSP07-4	0.55	0.75	H metres	46	44	42	40	38	35	31.5	27	23	17
4MSP10-4M	4MSP10-4	0.75	1		60	56	54.5	52	49	45	40.5	35	29	23
4MSP15-4M	4MSP15-4	1.1	1.5		92	88	85	81	76	70	63	54.5	45	35
-----	4MSP20-4	1.5	2		120	112	109	104	98	90	81	70	58	45

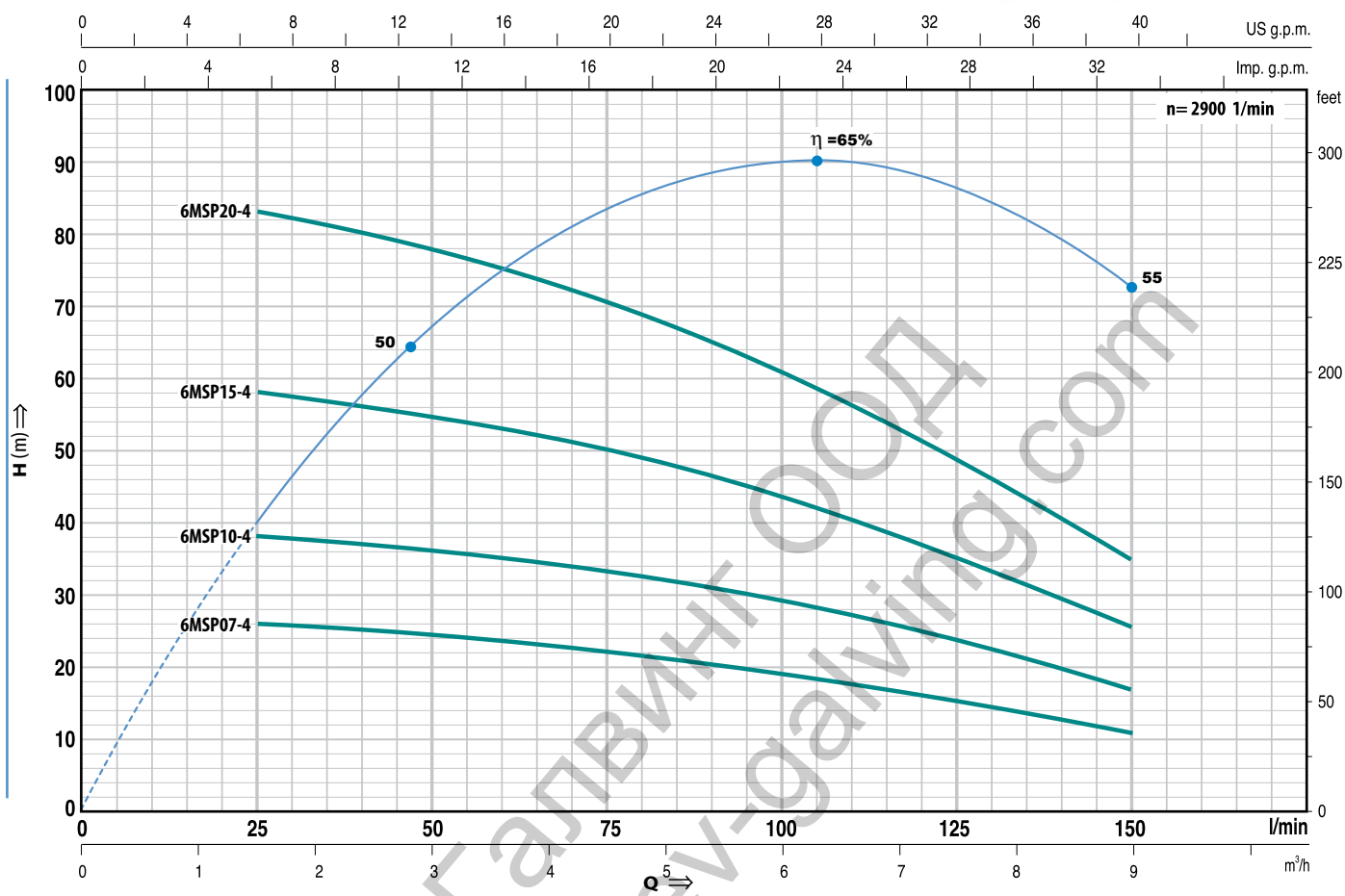
## DIMENSIONS AND WEIGHT

TYPE		PORTS DN	N° stages	DIMENSIONS mm		kg	
Single-phase	Three-phase			∅	h	1~	3~
4MSP07-4M	4MSP07-4	1 1/4"	7	99.5	663/638	9.9	8.7
4MSP10-4M	4MSP10-4		9		732/707	11.3	10.2
4MSP15-4M	4MSP15-4		14		901/841	14.3	11.9
-----	4MSP20-4		18		---/1014	-	15.0



# 6MSP 4

4" monoblock submerged pumps



Q = Flow rate H = Total manometric head

Tolerance of the performance curves according to EN ISO 9906 App. A.

TYPE		POWER		m³/h l/min	H metres	0	1.5	3.0	4.5	6.0	7.5	9.0
Single-phase	Three-phase	kW	HP									
6MSP07-4M	6MSP07-4	0.55	0.75	0	0	27	26	24	22	19	15	11
6MSP10-4M	6MSP10-4	0.75	1	27	40	40	38	36	33	29	24	17
6MSP15-4M	6MSP15-4	1.1	1.5	40	61	61	58	54	50	44	35	26
-----	6MSP20-4	1.5	2	61	87	87	83	78	71	61	49	35

## DIMENSIONS AND WEIGHT

TYPE		PORTS DN	N° stages	DIMENSIONS mm		kg	
Single-phase	Three-phase			Ø	h	1~	3~
6MSP07-4M	6MSP07-4	1 1/4"	4	99.5	629/604	9.7	8.5
6MSP10-4M	6MSP10-4		6		714/689	11.3	10.2
6MSP15-4M	6MSP15-4		9		864/804	13.9	11.5
-----	6MSP20-4		13		---/1008	-	15.4